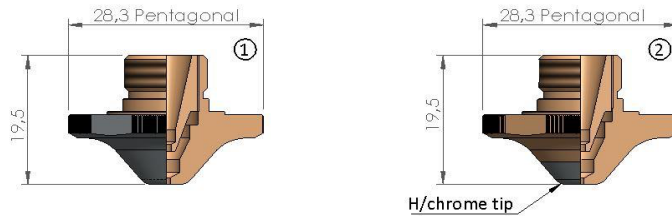
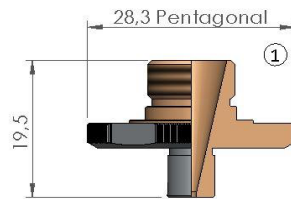


PRIMA INDUSTRIE®

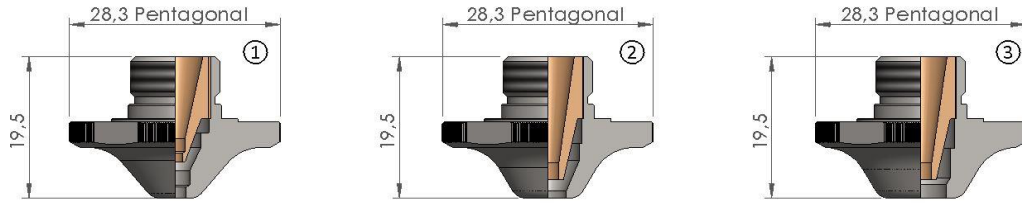
POS	REFERENCE NUMBER	WALTH SKU	DESCRIPTION	PKG QTY
1	LW6.1G.660	PI253014C	PRM-NOZZLE PENT Ø 0.8 CP	1
	LW6.1G.661	PI253015C	PRM-NOZZLE PENT Ø 1.0 CP	1
	LW6.1G.662	PI253016C	PRM-NOZZLE PENT Ø 1.25 CP	1
	LW6.1G.663	PI253017C	PRM-NOZZLE PENT Ø 1.5 CP	1
	LW6.1G.664	PI253018C	PRM-NOZZLE PENT Ø 1.75 CP	1
	LW6.1G.665	PI253019C	PRM-NOZZLE PENT Ø 2.0 CP	1
	LW6.1G.667	PI253020C	PRM-NOZZLE PENT Ø 2.5 CP	1
	LW6.1G.669	PI253021C	PRM-NOZZLE PENT Ø 3.0 CP	1
	LW6.1G.670	PI253022C	PRM-NOZZLE PENT Ø 3.5 CP	1
	LW6.1G.666	PI253023C	PRM-NOZZLE PENT Ø 2.25 CP	1
	LW6.1G.668	PI253024C	PRM-NOZZLE PENT Ø 2.75 CP	1
	2	LW6.1G.660	PI253014CK	PRM-NOZZLE PENT Ø 0.8 CP
LW6.1G.661		PI253015CK	PRM-NOZZLE PENT Ø 1.0 CP	1
LW6.1G.662		PI253016CK	PRM-NOZZLE PENT Ø 1.25 CP	1
LW6.1G.663		PI253017CK	PRM-NOZZLE PENT Ø 1.5 CP	1
LW6.1G.664		PI253018CK	PRM-NOZZLE PENT Ø 1.75 CP	1
LW6.1G.665		PI253019CK	PRM-NOZZLE PENT Ø 2.0 CP	1
LW6.1G.667		PI253020CK	PRM-NOZZLE PENT Ø 2.5 CP	1
LW6.1G.669		PI253021CK	PRM-NOZZLE PENT Ø 3.0 CP	1
LW6.1G.670		PI253022CK	PRM-NOZZLE PENT Ø 3.5 CP	1
LW6.1G.666		PI253023CK	PRM-NOZZLE PENT Ø 2.25 CP	1
LW6.1G.668		PI253024CK	PRM-NOZZLE PENT Ø 2.75 CP	1
3		LW6.1G.121	PI253031C	PRM-NOZZLE PENT Ø 1.0 CP
	LW6.1G.103	PI253025C	PRM-NOZZLE PENT Ø 1.5 CP	1
	LW6.1G.105	PI253026C	PRM-NOZZLE PENT Ø 2.0 CP	1
	LW6.1G.107	PI253027C	PRM-NOZZLE PENT Ø 2.5 CP	1
	LW6.1G.109	PI253028C	PRM-NOZZLE PENT Ø 3.0 CP	1
4	LW6.1G.121	PI253031CK	PRM-NOZZLE PENT Ø 1.0 CP	1
	LW6.1G.103	PI253025CK	PRM-NOZZLE PENT Ø 1.5 CP	1
	LW6.1G.105	PI253026CK	PRM-NOZZLE PENT Ø 2.0 CP	1
	LW6.1G.107	PI253027CK	PRM-NOZZLE PENT Ø 2.5 CP	1
	LW6.1G.109	PI253028CK	PRM-NOZZLE PENT Ø 3.0 CP	1



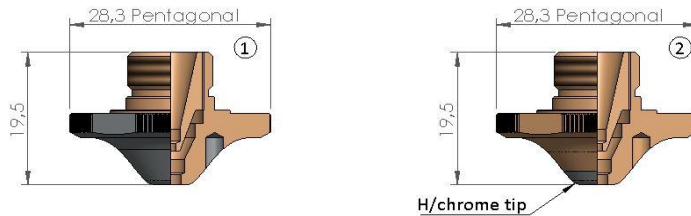
PRIMA INDUSTRIE®				
POS	REFERENCE NUMBER	WALTH SKU	DESCRIPTION	PKG QTY
1	LW6.1G.302	PI253033C	PRM-DOUBLE NOZZLE PENT Ø 1.25 CP	1
	LW6.1G.303	PI253034C	PRM-DOUBLE NOZZLE PENT Ø 1.5 CP	1
	LW6.1G.304	PI253035C	PRM-DOUBLE NOZZLE PENT Ø 1.75 CP	1
	LW6.1G.305	PI253036C	PRM-DOUBLE NOZZLE PENT Ø 2.0 CP	1
	LW6.1G.307	PI253037C	PRM-DOUBLE NOZZLE PENT Ø 2.5 CP	1
	LW6.1E.204	PI253038C	PRM-DOUBLE NOZZLE PENT Ø 2.5 CP	1
	LW6.1G.309	PI253039C	PRM-DOUBLE NOZZLE PENT Ø 3.0 CP	1
	LW6.1E.206	PI253040C	PRM-DOUBLE NOZZLE PENT Ø 3.0 CP	1
	LW6.1E.207	PI253041C	PRM-DOUBLE NOZZLE PENT Ø 3.5 CP	1
2	LW6.1G.302	PI253033CK	PRM-DOUBLE NOZZLE PENT Ø 1.25 CP	1
	LW6.1G.303	PI253034CK	PRM-DOUBLE NOZZLE PENT Ø 1.5 CP	1
	LW6.1G.304	PI253035CK	PRM-DOUBLE NOZZLE PENT Ø 1.75 CP	1
	LW6.1G.305	PI253036CK	PRM-DOUBLE NOZZLE PENT Ø 2.0 CP	1
	LW6.1G.307	PI253037CK	PRM-DOUBLE NOZZLE PENT Ø 2.5 CP	1
	LW6.1E.204	PI253038CK	PRM-DOUBLE NOZZLE PENT Ø 2.5 CP	1
	LW6.1G.309	PI253039CK	PRM-DOUBLE NOZZLE PENT Ø 3.0 CP	1
	LW6.1E.206	PI253040CK	PRM-DOUBLE NOZZLE PENT Ø 3.0 CP	1
	LW6.1E.207	PI253041CK	PRM-DOUBLE NOZZLE PENT Ø 3.5 CP	1



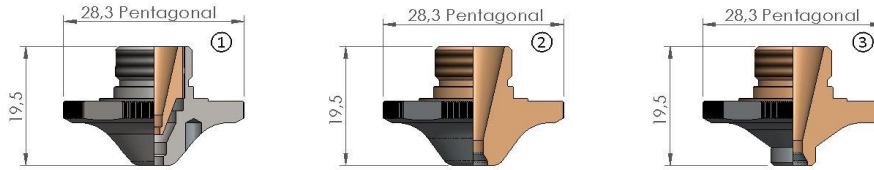
PRIMA INDUSTRIE®				
POS	REFERENCE NUMBER	WALTH SKU	DESCRIPTION	PKG QTY
1	LW6.1G.699	PI253045C	PRM-NOZZLE PENT Ø 1.5 CP	1
	LW6.1G.700	PI253046C	PRM-NOZZLE PENT Ø 2.0 CP	1
	LW6.1G.701	PI253047C	PRM-NOZZLE PENT Ø 2.5 CP	1
	LW6.1G.702	PI253048C	PRM-NOZZLE PENT Ø 3.0 CP	1



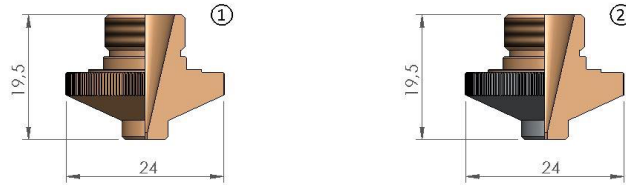
PRIMA INDUSTRIE®				
POS	REFERENCE NUMBER	WALTH SKU	DESCRIPTION	PKG QTY
1	LW6.1G.200	PI253050	PRM-DOUBLE NOZZLE PENT Ø 3.0	1
	LW6.1G.201	PI253051	PRM-DOUBLE NOZZLE PENT Ø 3.5	1
	LW6.1G.202	PI253052	PRM-DOUBLE NOZZLE PENT Ø 4.0	1
2	LW6.1G.203	PI253053	PRM-DOUBLE NOZZLE PENT Ø 5.0	1
3	LW6.1G.204	PI253054	PRM-DOUBLE NOZZLE PENT Ø 7.0	1



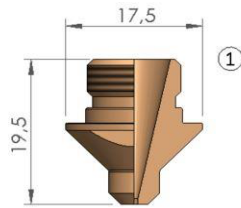
PRIMA INDUSTRIE®				
POS	REFERENCE NUMBER	WALTH SKU	DESCRIPTION	PKG QTY
1	LW6.1G.680	PI253060C	PRM-DOUBLE NOZZLE PENT Ø 0.8 CP	1
	LW6.1G.681	PI253061C	PRM-DOUBLE NOZZLE PENT Ø 1.0 CP	1
	LW6.1G.682	PI253062C	PRM-DOUBLE NOZZLE PENT Ø 1.25 CP	1
	LW6.1G.683	PI253063C	PRM-DOUBLE NOZZLE PENT Ø 1.5 CP	1
	LW6.1G.684	PI253064C	PRM-DOUBLE NOZZLE PENT Ø 1.75 CP	1
	LW6.1G.685	PI253065C	PRM-DOUBLE NOZZLE PENT Ø 2.0 CP	1
	LW6.1G.686	PI253066C	PRM-DOUBLE NOZZLE PENT Ø 2.25 CP	1
	LW6.1G.687	PI253067C	PRM-DOUBLE NOZZLE PENT Ø 2.5 CP	1
	LW6.1G.688	PI253068C	PRM-DOUBLE NOZZLE PENT Ø 2.75 CP	1
	LW6.1G.689	PI253069C	PRM-DOUBLE NOZZLE PENT Ø 3.0 CP	1
2	LW6.1G.680	PI253060CK	PRM-DOUBLE NOZZLE PENT Ø 0.8 CP	1
	LW6.1G.681	PI253061CK	PRM-DOUBLE NOZZLE PENT Ø 1.0 CP	1
	LW6.1G.682	PI253062CK	PRM-DOUBLE NOZZLE PENT Ø 1.25 CP	1
	LW6.1G.683	PI253063CK	PRM-DOUBLE NOZZLE PENT Ø 1.5 CP	1
	LW6.1G.684	PI253064CK	PRM-DOUBLE NOZZLE PENT Ø 1.75 CP	1
	LW6.1G.685	PI253065CK	PRM-DOUBLE NOZZLE PENT Ø 2.0 CP	1
	LW6.1G.686	PI253066CK	PRM-DOUBLE NOZZLE PENT Ø 2.25 CP	1
	LW6.1G.687	PI253067CK	PRM-DOUBLE NOZZLE PENT Ø 2.5 CP	1
	LW6.1G.688	PI253068CK	PRM-DOUBLE NOZZLE PENT Ø 2.75 CP	1
	LW6.1G.689	PI253069CK	PRM-DOUBLE NOZZLE PENT Ø 3.0 CP	1



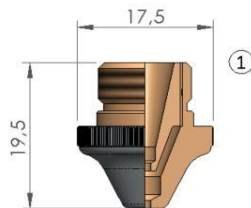
PRIMA INDUSTRIE®				
POS	REFERENCE NUMBER	WALTH SKU	DESCRIPTION	PKG QTY
1	LW6.1G.800	PI253074	PRM-DOUBLE NOZZLE PENT Ø 3.0	1
	LW6.1G.801	PI253075	PRM-DOUBLE NOZZLE PENT Ø 3.5	1
	LW6.1G.802	PI253076	PRM-DOUBLE NOZZLE PENT Ø 4.0	1
	LW6.1G.803	PI253077	PRM-DOUBLE NOZZLE PENT Ø 5.0	1
	LW6.1G.804	PI253078	PRM-DOUBLE NOZZLE PENT Ø 7.0	1
2	LW6.1G.522A	PI253080C	PRM-NOZZLE PENT Ø 3.0 CP	1
3	LW6.1G.524	PI253085C	PRM-NOZZLE PENT Ø 3.0 CP	1



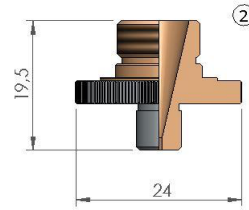
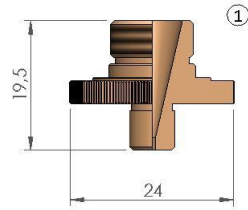
PRIMA INDUSTRIE®					
POS	REFERENCE NUMBER	WALTH SKU	DESCRIPTION	PKG QTY	
1		PI251002	PRM-NOZZLE Ø 0.8	1	
		PI251002X	PRM-NOZZLE Ø 0.8 10PK	10	
		PI251003	PRM-NOZZLE Ø 1.0	1	
		PI251003X	PRM-NOZZLE Ø 1.0 10PK	10	
		PI251004	PRM-NOZZLE Ø 1.2	1	
		PI251004X	PRM-NOZZLE Ø 1.2 10PK	10	
		LW6.1E.111	PI251005	PRM-NOZZLE Ø 1.5	1
		LW6.1E.111	PI251005X	PRM-NOZZLE Ø 1.5 10PK	10
		LW6.1E.112	PI251006	PRM-NOZZLE Ø 2.0	1
		LW6.1E.112	PI251006X	PRM-NOZZLE Ø 2.0 10PK	10
		LW6.1E.113	PI251007	PRM-NOZZLE Ø 2.5	1
		LW6.1E.113	PI251007X	PRM-NOZZLE Ø 2.5 10PK	10
		LW6.1E.114	PI251008	PRM-NOZZLE Ø 3.0	1
		LW6.1E.114	PI251008X	PRM-NOZZLE Ø 3.0 10PK	10
2		PI251002C	PRM-NOZZLE Ø 0.8 CP	1	
		PI251002CX	PRM-NOZZLE Ø 0.8 CP 10PK	10	
		PI251003C	PRM-NOZZLE Ø 1.0 CP	1	
		PI251003CX	PRM-NOZZLE Ø 1.0 CP 10PK	10	
		PI251004C	PRM-NOZZLE Ø 1.2 CP	1	
		PI251004CX	PRM-NOZZLE Ø 1.2 CP 10PK	10	
		LW6.1E.111	PI251005C	PRM-NOZZLE Ø 1.5 CP	1
		LW6.1E.111	PI251005CX	PRM-NOZZLE Ø 1.5 CP 10PK	10
		LW6.1E.112	PI251006C	PRM-NOZZLE Ø 2.0 CP	1
		LW6.1E.112	PI251006CX	PRM-NOZZLE Ø 2.0 CP 10PK	10
		LW6.1E.113	PI251007C	PRM-NOZZLE Ø 2.5 CP	1
		LW6.1E.113	PI251007CX	PRM-NOZZLE Ø 2.5 CP 10PK	10
		LW6.1E.114	PI251008C	PRM-NOZZLE Ø 3.0 CP	1
		LW6.1E.114	PI251008CX	PRM-NOZZLE Ø 3.0 CP 10PK	10



PRIMA INDUSTRIE®				
POS	REFERENCE NUMBER	WALTH SKU	DESCRIPTION	PKG QTY
1	750.42.559	PI255001	PRM-NOZZLE Ø 0.3	1
	750.42.559	PI255001X	PRM-NOZZLE Ø 0.3 10PK	10
		PI255002	PRM-NOZZLE Ø 1.0	1
		PI255002X	PRM-NOZZLE Ø 1.0 10PK	10
	750.42.550	PI255003	PRM-NOZZLE Ø 1.5	1
	750.42.550	PI255003X	PRM-NOZZLE Ø 1.5 10PK	10
	750.42.551	PI255004	PRM-NOZZLE Ø 2.0	1
	750.42.551	PI255004X	PRM-NOZZLE Ø 2.0 10PK	10
	750.42.552	PI255005	PRM-NOZZLE Ø 2.5	1
	750.42.552	PI255005X	PRM-NOZZLE Ø 2.5 10PK	10
	750.42.553	PI255006	PRM-NOZZLE Ø 3.0	1
	750.42.553	PI255006X	PRM-NOZZLE Ø 3.0 10PK	10

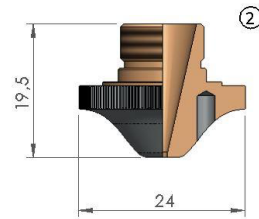
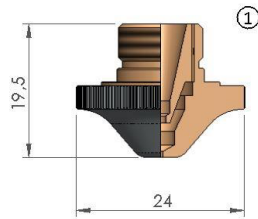


PRIMA INDUSTRIE®				
POS	REFERENCE NUMBER	WALTH SKU	DESCRIPTION	PKG QTY
1	520.17.111	PI255012C	PRM-DOUBLE NOZZLE Ø 1.5 CP	1
	520.17.111	PI255012CX	PRM-DOUBLE NOZZLE Ø 1.5 CP 10PK	10
	520.17.114	PI255013C	PRM-DOUBLE NOZZLE Ø 2.0 CP	1
	520.17.114	PI255013CX	PRM-DOUBLE NOZZLE Ø 2.0 CP 10PK	10
	750.43.560	PI255014C	PRM-DOUBLE NOZZLE Ø 2.5 CP	1
	750.43.560	PI255014CX	PRM-DOUBLE NOZZLE Ø 2.5 CP 10PK	10
	520.17.561	PI255015C	PRM-DOUBLE NOZZLE Ø 3.0 CP	1
	520.17.561	PI255015CX	PRM-DOUBLE NOZZLE Ø 3.0 CP 10PK	10
	520.17.562	PI255016C	PRM-DOUBLE NOZZLE Ø 3.5 CP	1
	520.17.562	PI255016CX	PRM-DOUBLE NOZZLE Ø 3.5 CP 10PK	10



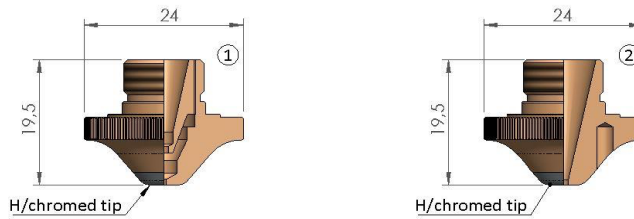
PRIMA INDUSTRIE®

POS	REFERENCE NUMBER	WALTH SKU	DESCRIPTION	PKG QTY
1		PI251013	PRM-NOZZLE Ø 1.0	1
		PI251013X	PRM-NOZZLE Ø 1.0 10PK	10
		PI251014	PRM-NOZZLE Ø 1.2	1
		PI251014X	PRM-NOZZLE Ø 1.2 10PK	10
	LW6.1G.500 - LW6.1G.600	PI251015	PRM-NOZZLE Ø 1.5	1
	LW6.1G.500 - LW6.1G.600	PI251015X	PRM-NOZZLE Ø 1.5 10PK	10
	LW6.1G.501 - LW6.1G.601	PI251016	PRM-NOZZLE Ø 2.0	1
	LW6.1G.501 - LW6.1G.601	PI251016X	PRM-NOZZLE Ø 2.0 10PK	10
	LW6.1G.502 - LW6.1G.602	PI251017	PRM-NOZZLE Ø 2.5	1
	LW6.1G.502 - LW6.1G.602	PI251017X	PRM-NOZZLE Ø 2.5 10PK	10
	LW6.1G.503 - LW6.1G.603	PI251018	PRM-NOZZLE Ø 3.0	1
LW6.1G.503 - LW6.1G.603	PI251018X	PRM-NOZZLE Ø 3.0 10PK	10	
2		PI251013C	PRM-NOZZLE Ø 1.0 CP	1
		PI251013CX	PRM-NOZZLE Ø 1.0 CP 10PK	10
		PI251014C	PRM-NOZZLE Ø 1.2 CP	1
		PI251014CX	PRM-NOZZLE Ø 1.2 CP 10PK	10
	LW6.1G.500 - LW6.1G.600	PI251015C	PRM-NOZZLE Ø 1.5 CP	1
	LW6.1G.500 - LW6.1G.600	PI251015CX	PRM-NOZZLE Ø 1.5 CP 10PK	10
	LW6.1G.501 - LW6.1G.601	PI251016C	PRM-NOZZLE Ø 2.0 CP	1
	LW6.1G.501 - LW6.1G.601	PI251016CX	PRM-NOZZLE Ø 2.0 CP 10PK	10
	LW6.1G.502 - LW6.1G.602	PI251017C	PRM-NOZZLE Ø 2.5 CP	1
	LW6.1G.502 - LW6.1G.602	PI251017CX	PRM-NOZZLE Ø 2.5 CP 10PK	10
	LW6.1G.503 - LW6.1G.603	PI251018C	PRM-NOZZLE Ø 3.0 CP	1
LW6.1G.503 - LW6.1G.603	PI251018CX	PRM-NOZZLE Ø 3.0 CP 10PK	10	

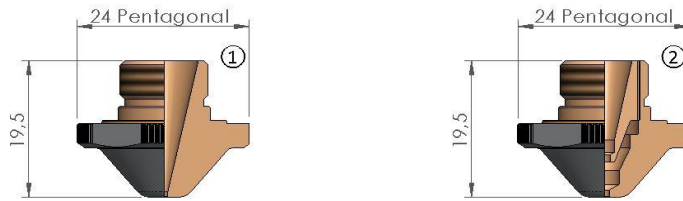


PRIMA INDUSTRIE®

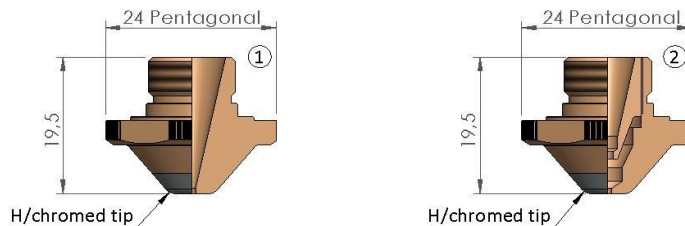
POS	REFERENCE NUMBER	WALTH SKU	DESCRIPTION	PKG QTY
1	1059.70000.010	PI251022C	PRM-DOUBLE NOZZLE Ø 0.8 CP	1
	1059.70000.010	PI251022CX	PRM-DOUBLE NOZZLE Ø 0.8 CP 10PK	10
	1059.70000.003	PI251023C	PRM-DOUBLE NOZZLE Ø 1.0 CP	1
	1059.70000.003	PI251023CX	PRM-DOUBLE NOZZLE Ø 1.0 CP 10PK	10
	1059.70000.008	PI251024C	PRM-DOUBLE NOZZLE Ø 1.25 CP	1
	1059.70000.008	PI251024CX	PRM-DOUBLE NOZZLE Ø 1.25 CP 10PK	10
	1059.70000.004	PI251025C	PRM-DOUBLE NOZZLE Ø 1.5 CP	1
	1059.70000.004	PI251025CX	PRM-DOUBLE NOZZLE Ø 1.5 CP 10PK	10
	1059.70000.009	PI251026C	PRM-DOUBLE NOZZLE Ø 1.75 CP	1
	1059.70000.009	PI251026CX	PRM-DOUBLE NOZZLE Ø 1.75 CP 10PK	10
	1059.70000.005	PI251027C	PRM-DOUBLE NOZZLE Ø 2.0 CP	1
	1059.70000.005	PI251027CX	PRM-DOUBLE NOZZLE Ø 2.0 CP 10PK	10
	1059.70000.006	PI251028C	PRM-DOUBLE NOZZLE Ø 2.5 CP	1
	1059.70000.006	PI251028CX	PRM-DOUBLE NOZZLE Ø 2.5 CP 10PK	10
	1059.70000.007	PI251029C	PRM-DOUBLE NOZZLE Ø 3.0 CP	1
	1059.70000.007	PI251029CX	PRM-DOUBLE NOZZLE Ø 3.0 CP 10PK	10
2	LW6.1G.604	PI253005C	PRM-NOZZLE Ø 1.5 CP	1
	LW6.1G.604	PI253005CX	PRM-NOZZLE Ø 1.5 CP 10PK	10
		PI253006C	PRM-NOZZLE Ø 1.75 CP	1
		PI253006CX	PRM-NOZZLE Ø 1.75 CP 10PK	10
	LW6.1G.605	PI253007C	PRM-NOZZLE Ø 2.0 CP	1
	LW6.1G.605	PI253007CX	PRM-NOZZLE Ø 2.0 CP 10PK	10
	LW6.1G.606	PI253008C	PRM-NOZZLE Ø 2.5 CP	1
	LW6.1G.606	PI253008CX	PRM-NOZZLE Ø 2.5 CP 10PK	10
	LW6.1G.607	PI253009C	PRM-NOZZLE Ø 3.0 CP	1
	LW6.1G.607	PI253009CX	PRM-NOZZLE Ø 3.0 CP 10PK	10



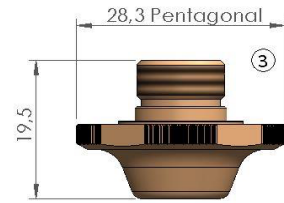
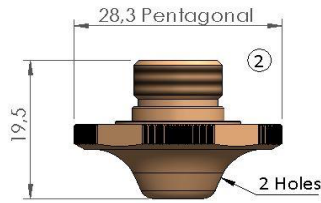
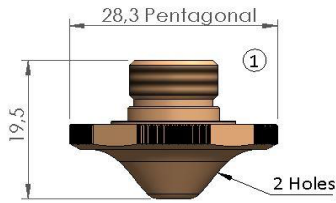
PRIMA INDUSTRIE®				
POS	REFERENCE NUMBER	WALTH SKU	DESCRIPTION	PKG QTY
1	1059.70000.010	PI251022CK	PRM-DOUBLE NOZZLE Ø 0.8 CP	1
	1059.70000.010	PI251022CKX	PRM-DOUBLE NOZZLE Ø 0.8 CP 10PK	10
	1059.70000.003	PI251023CK	PRM-DOUBLE NOZZLE Ø 1.0 CP	1
	1059.70000.003	PI251023CKX	PRM-DOUBLE NOZZLE Ø 1.0 CP 10PK	10
	1059.70000.008	PI251024CK	PRM-DOUBLE NOZZLE Ø 1.25 CP	1
	1059.70000.008	PI251024CKX	PRM-DOUBLE NOZZLE Ø 1.25 CP 10PK	10
	1059.70000.004	PI251025CK	PRM-DOUBLE NOZZLE Ø 1.5 CP	1
	1059.70000.004	PI251025CKX	PRM-DOUBLE NOZZLE Ø 1.5 CP 10PK	10
	1059.70000.009	PI251026CK	PRM-DOUBLE NOZZLE Ø 1.75 CP	1
	1059.70000.009	PI251026CKX	PRM-DOUBLE NOZZLE Ø 1.75 CP 10PK	10
	1059.70000.005	PI251027CK	PRM-DOUBLE NOZZLE Ø 2.0 CP	1
	1059.70000.005	PI251027CKX	PRM-DOUBLE NOZZLE Ø 2.0 CP 10PK	10
	1059.70000.006	PI251028CK	PRM-DOUBLE NOZZLE Ø 2.5 CP	1
	1059.70000.006	PI251028CKX	PRM-DOUBLE NOZZLE Ø 2.5 CP 10PK	10
	1059.70000.007	PI251029CK	PRM-DOUBLE NOZZLE Ø 3.0 CP	1
	1059.70000.007	PI251029CKX	PRM-DOUBLE NOZZLE Ø 3.0 CP 10PK	10
2	LW6.1G.604	PI253005CK	PRM-NOZZLE Ø 1.5 CP	1
	LW6.1G.604	PI253005CKX	PRM-NOZZLE Ø 1.5 CP 10PK	10
		PI253006CK	PRM-NOZZLE Ø 1.75 CP	1
		PI253006CKX	PRM-NOZZLE Ø 1.75 CP 10PK	10
	LW6.1G.605	PI253007CK	PRM-NOZZLE Ø 2.0 CP	1
	LW6.1G.605	PI253007CKX	PRM-NOZZLE Ø 2.0 CP 10PK	10
	LW6.1G.606	PI253008CK	PRM-NOZZLE Ø 2.5 CP	1
	LW6.1G.606	PI253008CKX	PRM-NOZZLE Ø 2.5 CP 10PK	10
	LW6.1G.607	PI253009CK	PRM-NOZZLE Ø 3.0 CP	1
	LW6.1G.607	PI253009CKX	PRM-NOZZLE Ø 3.0 CP 10PK	10



PRIMA INDUSTRIE®				
POS	REFERENCE NUMBER	WALTH SKU	DESCRIPTION	PKG QTY
1	LW6.1G.633	PI254003C	PRM-NOZZLE PENT Ø 1.5 CP	1
	LW6.1G.633	PI254003CX	PRM-NOZZLE PENT Ø 1.5 CP 10PK	10
	LW6.1G.635	PI254004C	PRM-NOZZLE PENT Ø 2.0 CP	1
	LW6.1G.635	PI254004CX	PRM-NOZZLE PENT Ø 2.0 CP 10PK	10
	LW6.1G.637	PI254005C	PRM-NOZZLE PENT Ø 2.5 CP	1
	LW6.1G.637	PI254005CX	PRM-NOZZLE PENT Ø 2.5 CP 10PK	10
2	LW6.1G.643	PI254013C	PRM-DOUBLE NOZZLE PENT Ø 1.5 CP	1
	LW6.1G.643	PI254013CX	PRM-DBL NOZZLE PENT Ø 1.5 CP 10PK	10
	LW6.1G.645	PI254014C	PRM-DOUBLE NOZZLE PENT Ø 2.0 CP	1
	LW6.1G.645	PI254014CX	PRM-DBL NOZZLE PENT Ø 2.0 CP 10PK	10
	LW6.1G.647	PI254015C	PRM-DOUBLE NOZZLE PENT Ø 2.5 CP	1
	LW6.1G.647	PI254015CX	PRM-DBL NOZZLE PENT Ø 2.5 CP 10PK	10

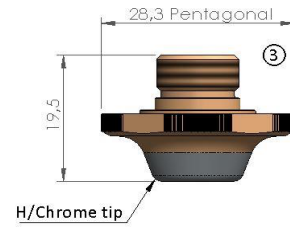
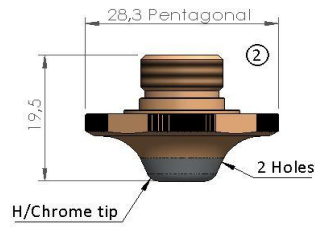
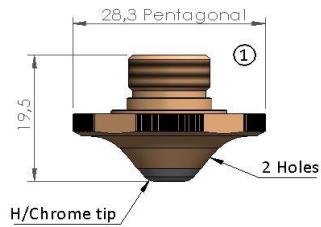


PRIMA INDUSTRIE®				
POS	REFERENCE NUMBER	WALTH SKU	DESCRIPTION	PKG QTY
1	LW6.1G.633	PI254003CK	PRM-NOZZLE PENT Ø 1.5 CP	1
	LW6.1G.633	PI254003CKX	PRM-NOZZLE PENT Ø 1.5 CP 10PK	10
	LW6.1G.635	PI254004CK	PRM-NOZZLE PENT Ø 2.0 CP	1
	LW6.1G.635	PI254004CKX	PRM-NOZZLE PENT Ø 2.0 CP 10PK	10
	LW6.1G.637	PI254005CK	PRM-NOZZLE PENT Ø 2.5 CP	1
	LW6.1G.637	PI254005CKX	PRM-NOZZLE PENT Ø 2.5 CP 10PK	10
2	LW6.1G.643	PI254013CK	PRM-DOUBLE NOZZLE PENT Ø 1.5 CP	1
	LW6.1G.643	PI254013CKX	PRM-DBL NOZZLE PENT Ø 1.5 CP 10PK	10
	LW6.1G.645	PI254014CK	PRM-DOUBLE NOZZLE PENT Ø 2.0 CP	1
	LW6.1G.645	PI254014CKX	PRM-DBL NOZZLE PENT Ø 2.0 CP 10PK	10
	LW6.1G.647	PI254015CK	PRM-DOUBLE NOZZLE PENT Ø 2.5 CP	1
	LW6.1G.647	PI254015CKX	PRM-DBL NOZZLE PENT Ø 2.5 CP 10PK	10



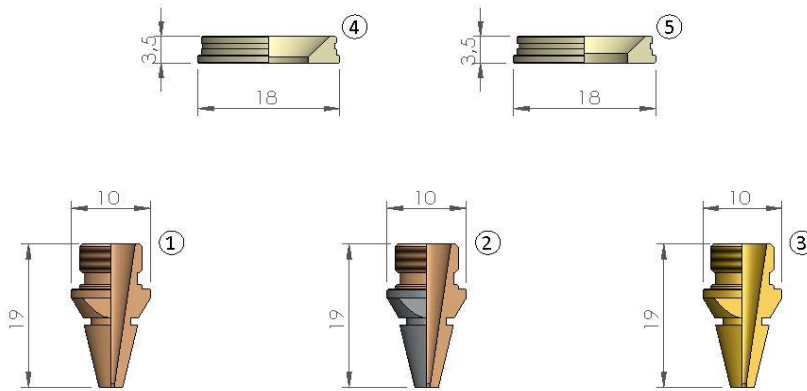
PRIMA INDUSTRIE®

POS	REFERENCE NUMBER	WALTH SKU	DESCRIPTION	PKG QTY
1		PI256001	PRM-DOUBLE NOZZLE PENT Ø 2.5-SS	1
		PI256002	PRM-DOUBLE NOZZLE PENT Ø 3.0-SS	1
		PI256003	PRM-DOUBLE NOZZLE PENT Ø 4.0-SS	1
2		PI256004	PRM-DOUBLE NOZZLE PENT Ø 6.0-SS	1
3		PI256005	PRM-DOUBLE NOZZLE PENT Ø 10.0-SS	1



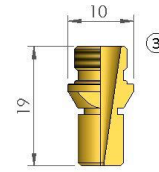
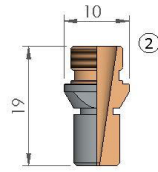
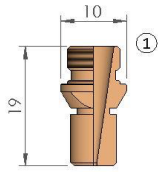
PRIMA INDUSTRIE®

POS	REFERENCE NUMBER	WALTH SKU	DESCRIPTION	PKG QTY
1		PI256001CK	PRM-DOUBLE NOZZLE PENT Ø2.5CP-SS	1
		PI256002CK	PRM-DOUBLE NOZZLE PENT Ø3.0CP-SS	1
		PI256003CK	PRM-DOUBLE NOZZLE PENT Ø4.0CP-SS	1
2		PI256004CK	PRM-DOUBLE NOZZLE PENT Ø6.0CP-SS	1
3		PI256005CK	PRM-DOUBLE NOZZLE PENT Ø10.0CP-SS	1



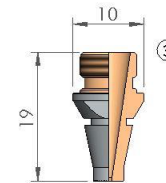
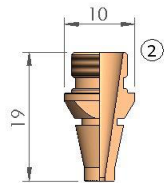
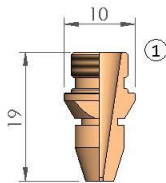
PRIMA INDUSTRIE®

POS	REFERENCE NUMBER	WALTH SKU	DESCRIPTION	PKG QTY
1		PI252011X	PRM-NOZZLE Ø 1.0 CONICAL 10PK	10
		PI252012X	PRM-NOZZLE Ø 1.2 CONICAL 10PK	10
		PI252013X	PRM-NOZZLE Ø 1.5 CONICAL 10PK	10
		PI252014X	PRM-NOZZLE Ø 1.7 CONICAL 10PK	10
		PI252015X	PRM-NOZZLE Ø 2.0 CONICAL 10PK	10
		PI252016X	PRM-NOZZLE Ø 2.5 CONICAL 10PK	10
		PI252017X	PRM-NOZZLE Ø 3.0 CONICAL 10PK	10
2		PI252011CX	PRM-NOZZLE Ø 1.0 CP 10PK	10
		PI252012CX	PRM-NOZZLE Ø 1.2 CP 10PK	10
	485.73.431	PI252013CX	PRM-NOZZLE Ø 1.5 CP 10PK	10
		PI252014CX	PRM-NOZZLE Ø 1.7 CP 10PK	10
	485.73.433	PI252015CX	PRM-NOZZLE Ø 2.0 CP 10PK	10
		PI252016CX	PRM-NOZZLE Ø 2.5 CP 10PK	10
		PI252017CX	PRM-NOZZLE Ø 3.0 CP 10PK	10
3	485.73.331	PI252043X	PRM-NOZZLE Ø 1.5 BRASS 10PK	10
	485.73.333	PI252045X	PRM-NOZZLE Ø 2.0 BRASS 10PK	10
	485.73.334	PI252046X	PRM-NOZZLE Ø 2.5 BRASS 10PK	10
4	480.73.107	PI259001	PRM-INSULAT RING-PLASTIC-HD5 ID10	1
5		PI259002	PRM-INSULAT RING-PLASTIC-HD7.5 ID11	1



PRIMA INDUSTRIE®

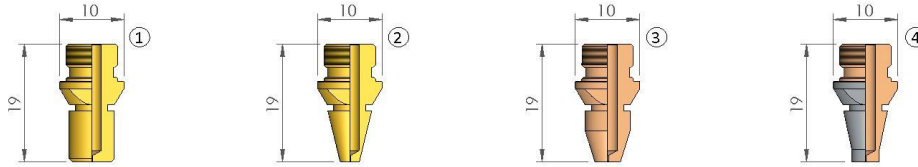
POS	REFERENCE NUMBER	WALTH SKU	DESCRIPTION	PKG QTY
1		PI252001X	PRM-NOZZLE Ø 1.0 10PK	10
		PI252002X	PRM-NOZZLE Ø 1.2 10PK	10
		PI252003X	PRM-NOZZLE Ø 1.5 10PK	10
		PI252004X	PRM-NOZZLE Ø 1.7 10PK	10
		PI252005X	PRM-NOZZLE Ø 2.0 10PK	10
		PI252006X	PRM-NOZZLE Ø 2.5 10PK	10
		PI252007X	PRM-NOZZLE Ø 3.0 10PK	10
2		PI252001CX	PRM-NOZZLE Ø 1.0 CP 10PK	10
		PI252002CX	PRM-NOZZLE Ø 1.2 CP 10PK	10
	485.73.421	PI252003CX	PRM-NOZZLE Ø 1.5 CP 10PK	10
		PI252004CX	PRM-NOZZLE Ø 1.7 CP 10PK	10
	485.73.422	PI252005CX	PRM-NOZZLE Ø 2.0 CP 10PK	10
	485.73.423	PI252006CX	PRM-NOZZLE Ø 2.5 CP 10PK	10
	485.73.424	PI252007CX	PRM-NOZZLE Ø 3.0 CP 10PK	10
3		PI252031X	PRM-NOZZLE Ø 1.0 BRASS 10PK	10
	485.73.321	PI252033X	PRM-NOZZLE Ø 1.5 BRASS 10PK	10
	485.73.322	PI252035X	PRM-NOZZLE Ø 2.0 BRASS 10PK	10
	485.73.323	PI252036X	PRM-NOZZLE Ø 2.5 BRASS 10PK	10
	485.73.324	PI252037X	PRM-NOZZLE Ø 3.0 BRASS 10PK	10



PRIMA INDUSTRIE®

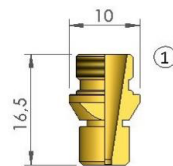
POS	REFERENCE NUMBER	WALTH SKU	DESCRIPTION	PKG QTY
1		PI252061X	PRM-NOZZLE Ø 1.0 10PK	10
		PI252062X	PRM-NOZZLE Ø 1.2 10PK	10
		PI252063X	PRM-NOZZLE Ø 1.5 10PK	10
		PI252064X	PRM-NOZZLE Ø 1.7 10PK	10
		PI252065X	PRM-NOZZLE Ø 2.0 10PK	10
		PI252066X	PRM-NOZZLE Ø 2.5 10PK	10
		PI252067X	PRM-NOZZLE Ø 3.0 10PK	10
2		PI252023X	PRM-NOZZLE Ø 1.5 10PK	10
		PI252024X	PRM-NOZZLE Ø 2.0 10PK	10
		PI252025X	PRM-NOZZLE Ø 2.5 10PK	10
		PI252026X	PRM-NOZZLE Ø 3.0 10PK	10
3	485.73.451	PI252023CX	PRM-NOZZLE Ø 1.5 CP 10PK	10
	485.73.452	PI252024CX	PRM-NOZZLE Ø 2.0 CP 10PK	10
	485.73.453	PI252025CX	PRM-NOZZLE Ø 2.5 CP 10PK	10
		PI252026CX	PRM-NOZZLE Ø 3.0 CP 10PK	10

Walth Corporation is not affiliated with the named manufacturers. Reference to machines, parts, descriptions, and model numbers are for convenience in verifying compatibility only. All parts are made by or for Walth Corporation and are not made by the reference manufacturers (unless expressly indicated). All other trademarks are the properties of their respective owners.



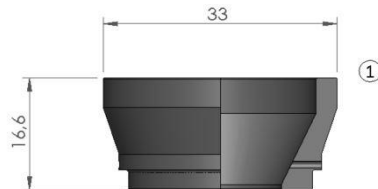
PRIMA INDUSTRIE®

POS	REFERENCE NUMBER	WALTH SKU	DESCRIPTION	PKG QTY
1	490.76.102	PI252070X	PRM-NOZZLE Ø 0.3 BRASS 10PK	10
2	490.76.103	PI252071X	PRM-NOZZLE Ø 0.3 BRASS 10PK	10
3		PI252072X	PRM-NOZZLE Ø 0.3 10PK	10
4	485.73.455	PI252073CX	PRM-NOZZLE Ø 0.3 CP 10PK	10




PRIMA INDUSTRIE®

POS	REFERENCE NUMBER	WALTH SKU	DESCRIPTION	PKG QTY
1	490.1N.301	PI252051X	PRM-NOZZLE Ø 2.0 BRASS 10PK	10
	490.1N.302	PI252052X	PRM-NOZZLE Ø 2.5 BRASS 10PK	10
		PI252053X	PRM-NOZZLE Ø 3.0 BRASS 10PK	10



PRIMA INDUSTRIE®

POS	REFERENCE NUMBER	WALTH SKU	DESCRIPTION	PKG QTY
1	LW6.59.121	PI259010	PRM-SENSOR INSULATOR	1



PRIMA INDUSTRIE®

POS	REFERENCE NUMBER	WALTH SKU	DESCRIPTION	PKG QTY
1	820.63.150	PI259015	PRM-SENSOR CABLE 150 MM COMP	1
	756.63.923	PI259016	PRM-SENSOR CABLE 230 MM COMP	1
	523.P6.935	PI259017	PRM-SENSOR CABLE 350 MM COMP	1

PRIMA INDUSTRIE®

POS	REFERENCE NUMBER	WALTH SKU	DESCRIPTION	PKG QTY
	1058.36520.720	PI259020	PRM-LENS GASKET	1