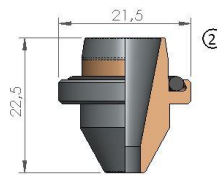
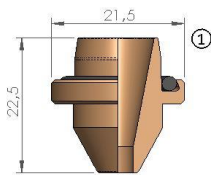


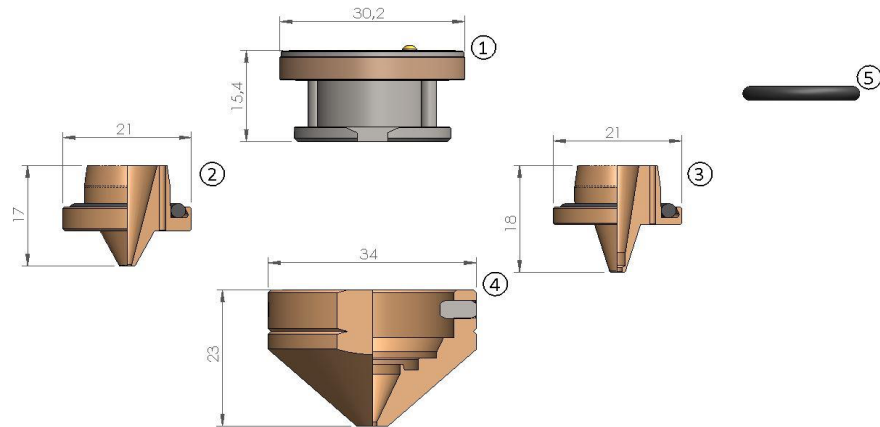
mitsubishi®

POS	REFERENCE NUMBER	WALTH SKU	DESCRIPTION	PKG QTY
1	BQ980D311G02	MT309005	MTS-EX NOZZLE HOLDER STAINLESS ST	1
2	BQ983D150-H01	MT301101	MTS-EX NOZZLE Ø 1.0 W/O-RNG	1
	BQ983D314-H01	MT301103	MTS-EX NOZZLE Ø 1.4 W/O-RNG	1
3	BQ983D151-H01	MT301102	MTS-EX NOZZLE Ø 1.2 W/O-RNG	1
4	BQ983D152-H01	MT301105	MTS-EX NOZZLE Ø 1.7 W/O-RNG	1
5	BQ983D153-H01	MT301104	MTS-EX NOZZLE Ø 1.5 W/O-RNG	1
	BQ983D153-H02	MT301106	MTS-EX NOZZLE Ø 2.0 W/O-RNG	1
	BQ983D153-H03	MT301107	MTS-EX NOZZLE Ø 2.5 W/O-RNG	1
	BQ983D153-H04	MT301108	MTS-EX NOZZLE Ø 3.0 W/O-RNG	1
	BQ983D153-H05	MT301109	MTS-EX NOZZLE Ø 3.5 W/O-RNG	1
6	BQ980D328G01	MT301201	MTS-EX OUTER NOZZLE F/NOZZLE	1
7		MT309011	MTS-O-RING F/NOZZLE	1



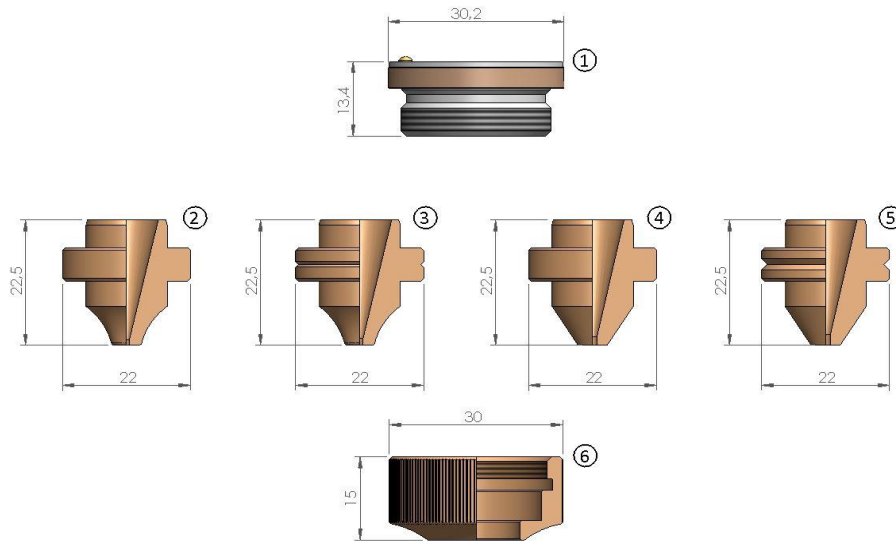
mitsubishi®

POS	REFERENCE NUMBER	WALTH SKU	DESCRIPTION	PKG QTY
1		MT301110	MTS-EX NOZZLE Ø 4.0 W/O-RNG	1
		MT301111	MTS-EX NOZZLE Ø 5.0 W/O-RNG	1
		MT301112	MTS-EX NOZZLE Ø 6.0 W/O-RNG	1
2		MT301110C	MTS-EX NOZZLE Ø4.0 W/O-RNG CP	1
		MT301111C	MTS-EX NOZZLE Ø5.0 W/O-RNG CP	1
		MT301112C	MTS-EX NOZZLE Ø6.0 W/O-RNG CP	1




mitsubishi®

POS	REFERENCE NUMBER	WALTH SKU	DESCRIPTION	PKG QTY	
1	BQ980D311G02	MT309005	MTS-EX NOZZLE HOLDER STAINLESS ST	1	
2		MT301001	MTS-EX INNER NOZZLE Ø 1.5-3H O-R	1	
		MT301002	MTS-EX INNER NOZZLE Ø 2.0-3H O-R	1	
		MT301003	MTS-EX INNER NOZZLE Ø 1.5-4H O-R	1	
		MT301004	MTS-EX INNER NOZZLE Ø 2.0-4H O-R	1	
		MT301005	MTS-EX INNER NOZZLE Ø 1.5-6H O-R	1	
		MT301006	MTS-EX INNER NOZZLE Ø 2.0-6H O-R	1	
		BQ983D206H03	MT301008	MTS-EX INNER NOZZLE Ø 1.5-8H O-R	1
			MT301009	MTS-EX INNER NOZZLE Ø 2.0-8H O-R	1
			MT301010	MTS-EX INNER NOZZLE Ø 2.5-8H O-R	1
		BQ983D206H04	MT301011	MTS-EX INNER NOZZLE Ø 1.5-24H O-R	1
			MT301012	MTS-EX INNER NOZZLE Ø 2.0-24H O-R	1
			MT301013	MTS-EX INNER NOZZLE Ø 2.5-24H O-R	1
3		MT301015	MTS-EX INNER NOZZLE M01 Ø1.5-4H O	1	
		MT301016	MTS-EX INNER NOZZLE M01 Ø2.0-4H O	1	
4		MT301203	MTS-EX OUTER NOZZLE Ø 1.5 IN WALL	1	
		MT301204	MTS-EX OUTER NOZZLE Ø 2.0 IN WALL	1	
		MT301205	MTS-EX OUTER NOZZLE Ø 2.5 IN WALL	1	
		MT301206	MTS-EX OUTER NOZZLE Ø 3.0 IN WALL	1	
		MT301207	MTS-EX OUTER NOZZLE Ø 3.5 IN WALL	1	
		BQ980D434G01	MT301208	MTS-EX OUTER NOZZLE Ø 4.0 IN WALL	1
5		MT309011	MTS-O-RNG F/NOZZLE	1	



mitsubishi®

POS	REFERENCE NUMBER	WALTH SKU	DESCRIPTION	PKG QTY
1	P0594-860-00001 - 71800010	MT309001	MTS-NOZZLE HOLDER IT HP2 MZP/MEL	1
2	BQ933D283H01 - 71800016A0	MT302201	MTS-NOZZLE S10 Ø 1.0	1
		MT302203	MTS-NOZZLE S14 Ø 1.4	1
3	BQ943D269H01 - W18Q93326901 - 71800017	MT302202	MTS-NOZZLE S12 Ø 1.2	1
	BQ943D157H01 - 71800018	MT302204	MTS-NOZZLE S15 Ø 1.5	1
4	BQ943D157H02 - 71800019	MT302206	MTS-NOZZLE S20 Ø 2.0	1
	71800020 - BQ943D157H03	MT302207	MTS-NOZZLE S25 Ø 2.5	1
	71800021 - BQ943D157H04	MT302208	MTS-NOZZLE S30 Ø 3.0	1
	71800022 - BQ943D596H01	MT302209	MTS-NOZZLE S35 Ø 3.5	1
		MT302210	MTS-NOZZLE Ø 1.7	1
5	W18Q93302701	MT302205	MTS-NOZZLE S17 Ø 1.7	1
6	BQ933D94H01 - 71800026	MT302301	MTS-NOZZLE NUT	1
7	W290 - 71800107	MT309013	MTS-O-RING	1



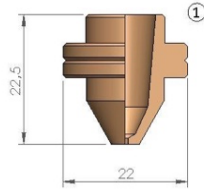
AMADA® / MITSUBISHI®

POS	REFERENCE NUMBER	WALTH SKU	DESCRIPTION	PKG QTY
1	71800016 - BQ943D897H01 - W18Q94389701	AM302213	AMD/MTS-HV NOZZLE Ø 1.0	1
2	W18Q93309101	AM302214	AMD/MTS-HV NOZZLE Ø 2.5	1
	W18Q93309102	AM302215	AMD/MTS-HV NOZZLE Ø 3.0	1

WALTH

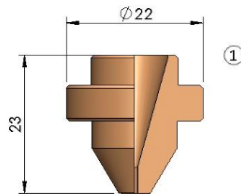
®

Replacement parts suitable for:  
**mitsubishi®**



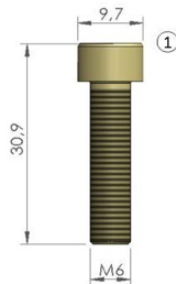
mitsubishi®

POS	REFERENCE NUMBER	WALTH SKU	DESCRIPTION	PKG QTY
1		MT302220	MTS-NOZZLE Ø 1.0	1
		MT302221	MTS-NOZZLE Ø 1.2	1
		MT302222	MTS-NOZZLE Ø 1.5	1
		MT302223	MTS-NOZZLE Ø 1.7	1
		MT302224	MTS-NOZZLE Ø 2.0	1
		MT302225	MTS-NOZZLE Ø 2.5	1



mitsubishi®

POS	REFERENCE NUMBER	WALTH SKU	DESCRIPTION	PKG QTY
1		MT302230	MTS-NOZZLE Ø 1.0	1
	W777	MT302231	MTS-NOZZLE Ø 1.2	1
	W266	MT302232	MTS-NOZZLE Ø 1.5	1
	W267	MT302233	MTS-NOZZLE Ø 2.0	1
	W776	MT302234	MTS-NOZZLE Ø 2.5	1
	W268	MT302235	MTS-NOZZLE Ø 3.0	1
	W268-3.5	MT302236	MTS-NOZZLE Ø 3.5	1

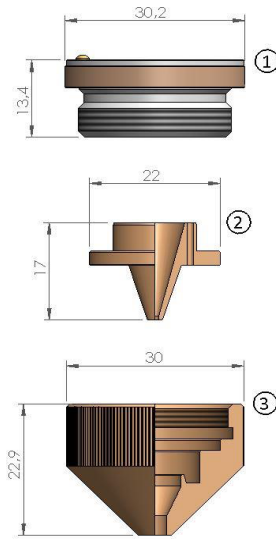


AMADA®

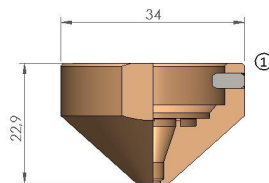
POS	REFERENCE NUMBER	WALTH SKU	DESCRIPTION	PKG QTY
1	71800008 - L2490A005 - LC50700 - P903K001P72	AM309012	AMD-SAFETY SCREW	1

Walth Corporation is not affiliated with the named manufacturers. Reference to machines, parts, descriptions, and model numbers are for convenience in verifying compatibility only. All parts are made by or for Walth Corporation and are not made by the reference manufactures (unless expressly indicated). All other trademarks are the properties of their respective owners.


www.walthcorp.com



mitsubishi®				
POS	REFERENCE NUMBER	WALTH SKU	DESCRIPTION	PKG QTY
1	P0594-860-00001 - 71800010	MT309001	MTS-NOZZLE HOLDER IT HP2 MZP/MEL	1
2	W270	MT302110	MTS-INNER NOZZLE Ø 1.3-8 HOLES	1
	BQ943D156H01 - 71800023 - W270-1.5	MT302111	MTS-INNER NOZZLE Ø 1.5-8 HOLES	1
		MT302112	MTS-INNER NOZZLE Ø 2.0-8 HOLES	1
	BQ943D156H03 - 71800024 - W515	MT302121	MTS-INNER NOZZLE Ø 1.5-24 HOLES	1
		MT302122	MTS-INNER NOZZLE Ø 2.0-24 HOLES	1
3	BQ933D221H04 - 71800027 - P0593-86000001	MT302305	MTS-OUTER NOZZLE W/INNER WALL	1
4	W290 - 71800107	MT309013	MTS-O-RING	1



mitsubishi®				
POS	REFERENCE NUMBER	WALTH SKU	DESCRIPTION	PKG QTY
1		MT301224	MTS-EX OUTER NOZZLE Ø 6.0	1



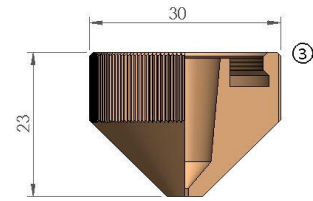
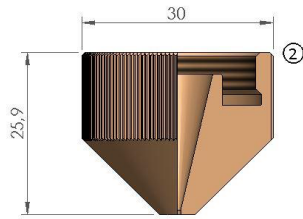
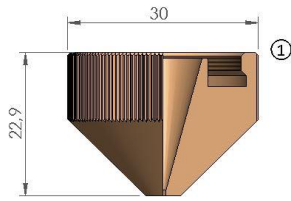
mitsubishi®				
POS	REFERENCE NUMBER	WALTH SKU	DESCRIPTION	PKG QTY
1	BQ980D442G03	MT301215	MTS-EX OUTER NOZZLE Ø 4,0 MM	1
2	BQ980D442G01	MT301220	MTS-EX OUTER NOZZLE Ø 7.0 MM	1

Walth Corporation is not affiliated with the named manufacturers. Reference to machines, parts, descriptions, and model numbers are for convenience in verifying compatibility only. All parts are made by or for Walth Corporation and are not made by the reference manufacturers (unless expressly indicated). All other trademarks are the properties of their respective owners.

WALTH

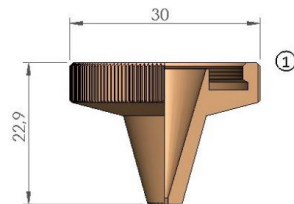
®

Replacement parts suitable for:  
**mitsubishi®**



mitsubishi®

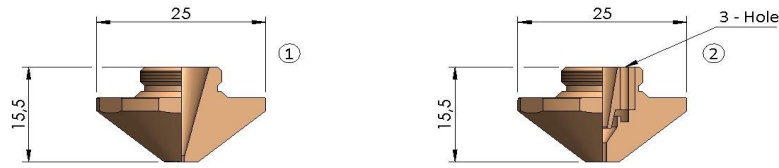
POS	REFERENCE NUMBER	WALTH SKU	DESCRIPTION	PKG QTY
1	W1626	MT302001	MTS-NOZZLE Ø 1.0	1
	W1627	MT302002	MTS-NOZZLE Ø 1.2	1
		MT302003	MTS-NOZZLE Ø 1.4	1
	W1628	MT302004	MTS-NOZZLE Ø 1.5	1
	W1661	MT302005	MTS-NOZZLE Ø 1.7	1
	W1629	MT302006	MTS-NOZZLE Ø 2.0	1
	W1630	MT302007	MTS-NOZZLE Ø 2.5	1
	W1664	MT302008	MTS-NOZZLE Ø 3.0	1
	W1665	MT302009	MTS-NOZZLE Ø 3.5	1
	W1666	MT302010	MTS-NOZZLE Ø 4.0	1
	W1662	MT302011	MTS-NOZZLE Ø 4.5	1
	W1663	MT302012	MTS-NOZZLE Ø 5.0	1
2	W1249	MT302015	MTS-NOZZLE SHIELD Ø 1.0	1
	W1256	MT302016	MTS-NOZZLE SHIELD Ø 1.2	1
	W1250	MT302017	MTS-NOZZLE SHIELD Ø 1.5	1
	W1251	MT302018	MTS-NOZZLE SHIELD Ø 2.0	1
	W1252	MT302019	MTS-NOZZLE SHIELD Ø 2.5	1
	W1253	MT302020	MTS-NOZZLE SHIELD Ø 3.0	1
	W1254	MT302021	MTS-NOZZLE SHIELD Ø 3.5	1
	W1255	MT302022	MTS-NOZZLE SHIELD Ø 4.0	1
3	W1626B	MT302026	MTS-NOZZLE Ø 1.0 LOW PRESSURE	1
	W1627B	MT302027	MTS-NOZZLE Ø 1.2 LOW PRESSURE	1
	W1628B	MT302028	MTS-NOZZLE Ø 1.5 LOW PRESSURE	1
	W1629B	MT302029	MTS-NOZZLE Ø 2.0 LOW PRESSURE	1
	W1630B	MT302030	MTS-NOZZLE Ø 2.5 LOW PRESSURE	1
	W1664B	MT302031	MTS-NOZZLE Ø 3.0 LOW PRESSURE	1
	W1665B	MT302032	MTS-NOZZLE Ø 3.5 LOW PRESSURE	1
W1666B	MT302033	MTS-NOZZLE Ø 4.0 LOW PRESSURE	1	



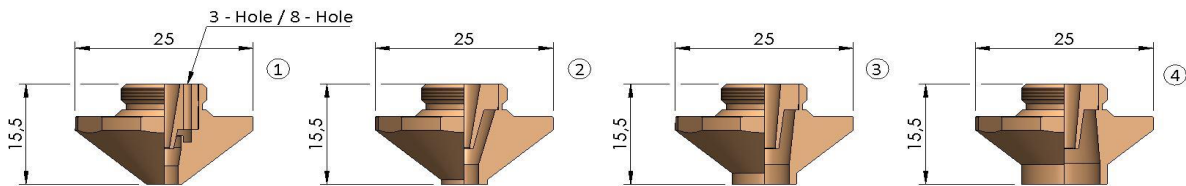
mitsubishi®

POS	REFERENCE NUMBER	WALTH SKU	DESCRIPTION	PKG QTY
1	NCW1626C	MT302040	MTS-NOZZLE Ø 1.0 NARROW CONE	1
	NCW1627C	MT302041	MTS-NOZZLE Ø 1.2 NARROW CONE	1
	NCW1629C	MT302042	MTS-NOZZLE Ø 2.0 NARROW CONE	1
	NCW1630C	MT302043	MTS-NOZZLE Ø 2.5 NARROW CONE	1

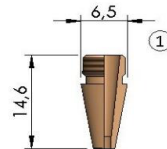
Walth Corporation is not affiliated with the named manufacturers. Reference to machines, parts, descriptions, and model numbers are for convenience in verifying compatibility only. All parts are made by or for Walth Corporation and are not made by the reference manufacturers (unless expressly indicated). All other trademarks are the properties of their respective owners.



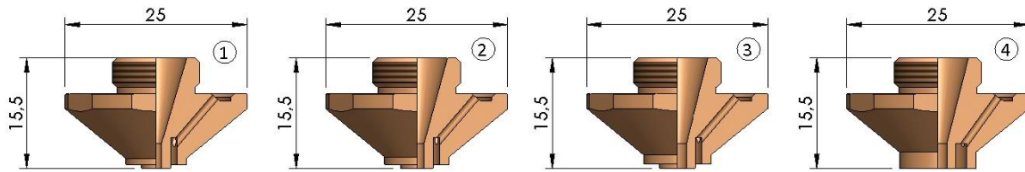
mitsubishi®				
POS	REFERENCE NUMBER	WALTH SKU	DESCRIPTION	PKG QTY
1	S10 - CPGL2710MMS	MT303002	MTS-NOZZLE Ø 1.0	1
	S12 - CPGL2712MMS - 486400 - BQ923C006H02 - LDX3700	MT303003	MTS-NOZZLE Ø 1.2	1
	S14 - CPGL2714MMS	MT303004	MTS-NOZZLE Ø 1.4	1
	S17 - CPGL2717MMS - 486401 - BQ923C006H04 - LDX3800	MT303005	MTS-NOZZLE Ø 1.7	1
	S25 - CPGL2725MMS - 486442 - BQ923C006H05 - LDX3900	MT303006	MTS-NOZZLE Ø 2.5	1
	S30 - CPGL2730MMS - 486443 - BQ923C006H06 - LDX4000	MT303007	MTS-NOZZLE Ø 3.0	1
	S35 - CPGL2735MMS - 486444 - BQ923C006H07 - LDX4100	MT303008	MTS-NOZZLE Ø 3.5	1
	S40 - CPGL2740MMS - 486445 - BQ923D007H01 - LDX4200	MT303009	MTS-NOZZLE Ø 4.0	1
2	T12 - CPGL2812MMS - 486447 - BQ870C912G01	MT303023	MTS-DOUBLE NOZZLE Ø 1.2	1
	T15 - CPGL2815MMS - 486448 - BQ870C912G02	MT303024	MTS-DOUBLE NOZZLE Ø 1.5	1
	T17 - CPGL2817MMS - 486449 - BQ870C912G03	MT303025	MTS-DOUBLE NOZZLE Ø 1.7	1
	T20 - CPGL2820MMS - 486451 - BQ870C912G04	MT303026	MTS-DOUBLE NOZZLE Ø 2.0	1
	T27 - CPGL2827MMS - 486452 - BQ870C912G05	MT303027	MTS-DOUBLE NOZZLE Ø 2.7	1



mitsubishi®				
POS	REFERENCE NUMBER	WALTH SKU	DESCRIPTION	PKG QTY
1	D03 - CPGL2840MMS	MT303035	MTS-DBL NOZZLE Ø4.0 3 HOLES 15-40	1
	D08 - CPGL2540MMS - 486453 - BQ870D913G01	MT303036	MTS-DBL NOZZLE Ø4.0 8 HOLES 15-40	1
2	B01 - CPGL2640MMS - 486455 - BQ870D914G02 - LDX4900	MT303045	MTS-DOUBLE NOZZLE Ø 4.0	1
3	B03 - CPGL2670MMS - 486456 - BQ870D914G01 - LDX5700	MT303046	MTS-DOUBLE NOZZLE Ø 7.0	1
4	B10 - CPGL2699MMS	MT303047	MTS-DOUBLE NOZZLE Ø 10.0	1

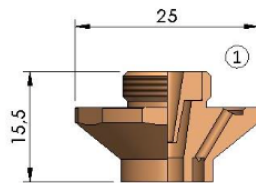


mitsubishi®				
POS	REFERENCE NUMBER	WALTH SKU	DESCRIPTION	PKG QTY
1	BV389D132H02 - LBP8800	MT303070	MTS-NOZZLE Ø 2.0	1



mitsubishi®

POS	REFERENCE NUMBER	WALTH SKU	DESCRIPTION	PKG QTY
1	F15 - 486955	MT303054	MTS-NOZZLE Ø 1.5	1
2	F20 - 486956	MT303055	MTS-NOZZLE Ø 2.0	1
3	F25 - 486957	MT303056	MTS-NOZZLE Ø 2.5	1
4	G25 - 486959	MT303057	MTS-NOZZLE Ø 2.5	1



mitsubishi®

POS	REFERENCE NUMBER	WALTH SKU	DESCRIPTION	PKG QTY
1	G45 - 4869660	MT303065	MTS-DOUBLE NOZZLE Ø 4.5	1