

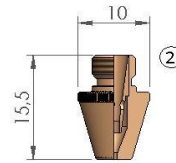
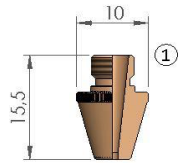
PRECITEC® / BLM®

POS	REFERENCE NUMBER	WALTH SKU	DESCRIPTION	PKG QTY
1	280408 - P0494-752-00001 - 092405	PR05910	PRECITEC® ORG NZL HLD KT M1.5" KN	1
	P0494-110602	PR059013	PRECITEC® ORG NZL HLD KT KN III	1
2	0455054	BL402001X	BLM-NOZZLE Ø 1.0 10PK	10
	0455044	BL402006X	BLM-NOZZLE Ø 1.2 10PK	10
	0455034	BL402002X	BLM-NOZZLE Ø 1.5 10PK	10
	0455024	BL402003X	BLM-NOZZLE Ø 1.8 10PK	10
	0455014	BL402004X	BLM-NOZZLE Ø 2.0 10PK	10
	C50762A	BL402005X	BLM-NOZZLE Ø 2.5 10PK	10
3	6930250031/00	BL402010X	BLM-NOZZLE Ø 1.0 TCL 10PK	10
	6930250032/00	BL402011X	BLM-NOZZLE Ø 1.2 TCL 10PK	10
	6930250033/00	BL402012X	BLM-NOZZLE Ø 1.5 TCL 10PK	10
	6930250034/00	BL402013X	BLM-NOZZLE Ø 1.8 TCL 10PK	10
	6930250035/00	BL402014X	BLM-NOZZLE Ø 2.0 TCL 10PK	10
	6930250043/00	BL402015X	BLM-NOZZLE Ø 2.3 TCL 10PK	10
	6930250036/00	BL402016X	BLM-NOZZLE Ø 2.5 TCL 10PK	10
	6930250044/00	BL402017X	BLM-NOZZLE Ø 3.0 TCL 10PK	10

WALTH

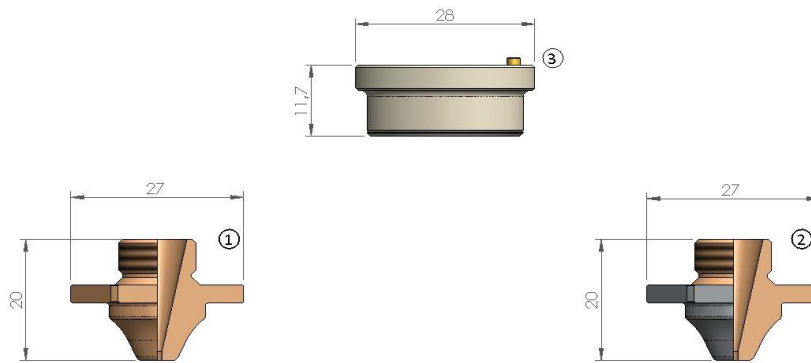
®

Replacement parts suitable for:
BLM®

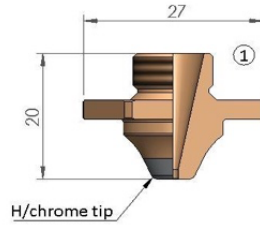


BLM®					
POS	REFERENCE NUMBER	WALTH SKU	DESCRIPTION	PKG QTY	
1	6930250862	BL402020X	BLM-NOZZLE Ø 1.0 KNL 10PK	10	
	6930250863	BL402021X	BLM-NOZZLE Ø 1.2 KNL 10PK	10	
	6930250835	BL402022X	BLM-NOZZLE Ø 1.5 KNL 10PK	10	
	6930250864	BL402023X	BLM-NOZZLE Ø 1.8 KNL 10PK	10	
	6930250836	BL402024X	BLM-NOZZLE Ø 2.0 KNL 10PK	10	
		BL402025X	BLM-NOZZLE Ø 2.3 KNL 10PK	10	
		6930250865	BL402026X	BLM-NOZZLE Ø 2.5 KNL 10PK	10
		6930250866	BL402027X	BLM-NOZZLE Ø 3.0 KNL 10PK	10
2	6930250001/00	BL402029X	BLM-DOUBLE NOZZLE Ø 0.8 KNL 10PK	10	
	693025857	BL402030X	BLM-DOUBLE NOZZLE Ø 1.0 KNL 10PK	10	
	693025858	BL402031X	BLM-DOUBLE NOZZLE Ø 1.2 KNL 10PK	10	
	693025837	BL402032X	BLM-DOUBLE NOZZLE Ø 1.5 KNL 10PK	10	
	693025859	BL402033X	BLM-DOUBLE NOZZLE Ø 1.8 KNL 10PK	10	
	693025838	BL402034X	BLM-DOUBLE NOZZLE Ø 2.0 KNL 10PK	10	
		BL402035X	BLM-DOUBLE NOZZLE Ø 2.3 KNL 10PK	10	
		693025860	BL402036X	BLM-DOUBLE NOZZLE Ø 2.5 KNL 10PK	10
		693025831	BL402037X	BLM-DOUBLE NOZZLE Ø 3.0 KNL 10PK	10

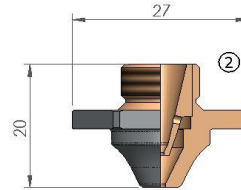
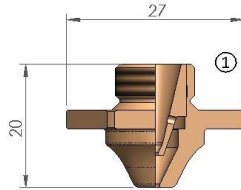
Walth Corporation is not affiliated with the named manufacturers. Reference to machines, parts, descriptions, and model numbers are for convenience in verifying compatibility only. All parts are made by or for Walth Corporation and are not made by the reference manufactures (unless expressly indicated). All other trademarks are the properties of their respective owners.



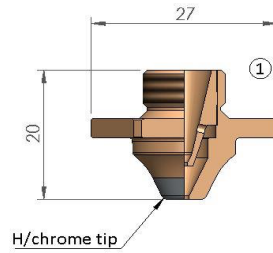
BLM®				
POS	REFERENCE NUMBER	WALTH SKU	DESCRIPTION	PKG QTY
1	6930250800/00	BL401020	BLM-NOZZLE SCB Ø 1.0	1
	6930250801/00	BL401021	BLM-NOZZLE SCB Ø 1.2	1
	6930250802/00	BL401022	BLM-NOZZLE SCB Ø 1.5	1
	6930250803/00	BL401023	BLM-NOZZLE SCB Ø 1.8	1
	6930250804/00	BL401024	BLM-NOZZLE SCB Ø 2.0	1
	6930250805/00	BL401025	BLM-NOZZLE SCB Ø 2.3	1
	6930250806/00	BL401026	BLM-NOZZLE SCB Ø 2.5	1
	6930250807/00	BL401027	BLM-NOZZLE SCB Ø 3.0	1
	6930250808/00	BL401028	BLM-NOZZLE SCB Ø 3.5	1
	6930250809/00	BL401029	BLM-NOZZLE SCB Ø 4.0	1
2	6930250800/00	BL401020K	BLM-NOZZLE SCB Ø 1.0 SPECIAL CP	1
	6930250801/00	BL401021K	BLM-NOZZLE SCB Ø 1.2 SPECIAL CP	1
	6930250802/00	BL401022K	BLM-NOZZLE SCB Ø 1.5 SPECIAL CP	1
	6930250803/00	BL401023K	BLM-NOZZLE SCB Ø 1.8 SPECIAL CP	1
	6930250804/00	BL401024K	BLM-NOZZLE SCB Ø 2.0 SPECIAL CP	1
	6930250805/00	BL401025K	BLM-NOZZLE SCB Ø 2.3 SPECIAL CP	1
	6930250806/00	BL401026K	BLM-NOZZLE SCB Ø 2.5 SPECIAL CP	1
	6930250807/00	BL401027K	BLM-NOZZLE SCB Ø 3.0 SPECIAL CP	1
	6930250808/00	BL401028K	BLM-NOZZLE SCB Ø 3.5 SPECIAL CP	1
	6930250809/00	BL401029K	BLM-NOZZLE SCB Ø 4.0 SPECIAL CP	1
3	6930003224/00	BL409001	BLM-NOZZLE HOLDER	1



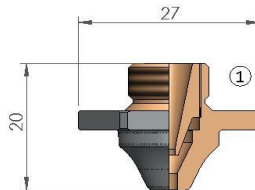
BLM®				
POS	REFERENCE NUMBER	WALTH SKU	DESCRIPTION	PKG QTY
1	6930250800/00	BL401020CK	BLM-NOZZLE SCB Ø 1.0 CP	1
	6930250801/00	BL401021CK	BLM-NOZZLE SCB Ø 1.2 CP	1
	6930250802/00	BL401022CK	BLM-NOZZLE SCB Ø 1.5 CP	1
	6930250803/00	BL401023CK	BLM-NOZZLE SCB Ø 1.8 CP	1
	6930250804/00	BL401024CK	BLM-NOZZLE SCB Ø 2.0 CP	1
	6930250805/00	BL401025CK	BLM-NOZZLE SCB Ø 2.3 CP	1
	6930250806/00	BL401026CK	BLM-NOZZLE SCB Ø 2.5 CP	1
	6930250807/00	BL401027CK	BLM-NOZZLE SCB Ø 3.0 CP	1
	6930250808/00	BL401028CK	BLM-NOZZLE SCB Ø 3.5 CP	1
	6930250809/00	BL401029CK	BLM-NOZZLE SCB Ø 4.0 CP	1



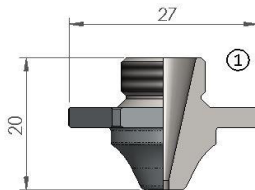
BLM®				
POS	REFERENCE NUMBER	WALTH SKU	DESCRIPTION	PKG QTY
1	6930250810/00	BL401040	BLM-DOUBLE NOZZLE D3F Ø 1.0	1
	6930250811/00	BL401041	BLM-DOUBLE NOZZLE D3F Ø 1.2	1
	6930250812/00	BL401042	BLM-DOUBLE NOZZLE D3F Ø 1.5	1
	6930250813/00	BL401043	BLM-DOUBLE NOZZLE D3F Ø 1.8	1
	6930250814/00	BL401044	BLM-DOUBLE NOZZLE D3F Ø 2.0	1
	6930250815/00	BL401045	BLM-DOUBLE NOZZLE D3F Ø 2.3	1
	6930250816/00	BL401046	BLM-DOUBLE NOZZLE D3F Ø 2.5	1
	6930250817/00	BL401047	BLM-DOUBLE NOZZLE D3F Ø 3.0	1
	6930250818/00	BL401048	BLM-DOUBLE NOZZLE D3F Ø 3.5	1
2	6930250810/00	BL401040K	BLM-DBL NOZZLE D3F Ø 1.0 SPECIAL CP	1
	6930250811/00	BL401041K	BLM-DBL NOZZLE D3F Ø 1.2 SPECIAL CP	1
	6930250812/00	BL401042K	BLM-DBL NOZZLE D3F Ø 1.5 SPECIAL CP	1
	6930250813/00	BL401043K	BLM-DBL NOZZLE D3F Ø 1.8 SPECIAL CP	1
	6930250814/00	BL401044K	BLM-DBL NOZZLE D3F Ø 2.0 SPECIAL CP	1
	6930250815/00	BL401045K	BLM-DBL NOZZLE D3F Ø 2.3 SPECIAL CP	1
	6930250816/00	BL401046K	BLM-DBL NOZZLE D3F Ø 2.5 SPECIAL CP	1
	6930250817/00	BL401047K	BLM-DBL NOZZLE D3F Ø 3.0 SPECIAL CP	1
	6930250818/00	BL401048K	BLM-DBL NOZZLE D3F Ø 3.5 SPECIAL CP	1



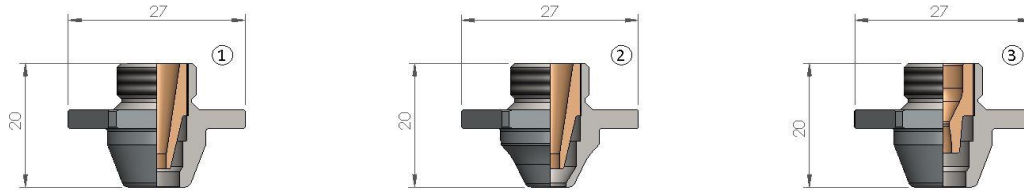
BLM®				
POS	REFERENCE NUMBER	WALTH SKU	DESCRIPTION	PKG QTY
1	6930250810/00	BL401040CK	BLM-DOUBLE NOZZLE D3F Ø 1.0 CP	1
	6930250811/00	BL401041CK	BLM-DOUBLE NOZZLE D3F Ø 1.2 CP	1
	6930250812/00	BL401042CK	BLM-DOUBLE NOZZLE D3F Ø 1.5 CP	1
	6930250813/00	BL401043CK	BLM-DOUBLE NOZZLE D3F Ø 1.8 CP	1
	6930250814/00	BL401044CK	BLM-DOUBLE NOZZLE D3F Ø 2.0 CP	1
	6930250815/00	BL401045CK	BLM-DOUBLE NOZZLE D3F Ø 2.3 CP	1
	6930250816/00	BL401046CK	BLM-DOUBLE NOZZLE D3F Ø 2.5 CP	1
	6930250817/00	BL401047CK	BLM-DOUBLE NOZZLE D3F Ø 3.0 CP	1
	6930250818/00	BL401048CK	BLM-DOUBLE NOZZLE D3F Ø 3.5 CP	1



BLM®				
POS	REFERENCE NUMBER	WALTH SKU	DESCRIPTION	PKG QTY
1	6930250840	BL401055K	BLM-DBL NOZZLE ACB Ø 2.5 SPECIAL CP	1
	6930250839	BL401058K	BLM-DBL NOZZLE ACB Ø 4.0 SPECIAL CP	1

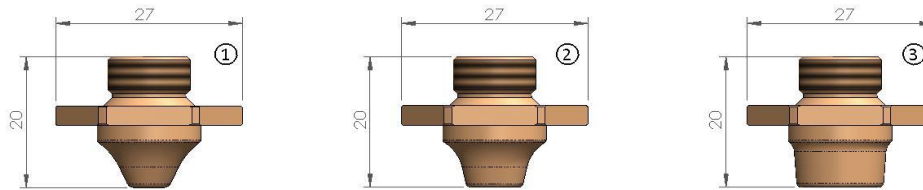


BLM®				
POS	REFERENCE NUMBER	WALTH SKU	DESCRIPTION	PKG QTY
1	6930250820/00	BL401005K	BLM-NOZZLE NCB Ø 1.5 SPECIAL CP	1
	6930250821/00	BL401006K	BLM-NOZZLE NCB Ø 1.8 SPECIAL CP	1
	6930250822/00	BL401007K	BLM-NOZZLE NCB Ø 2.0 SPECIAL CP	1
	6930250823/00	BL401008K	BLM-NOZZLE NCB Ø 2.3 SPECIAL CP	1
	6930250824/00	BL401009K	BLM-NOZZLE NCB Ø 2.5 SPECIAL CP	1
	6930250825/00	BL401010K	BLM-NOZZLE NCB Ø 3.0 SPECIAL CP	1
	6930250826/00	BL401011K	BLM-NOZZLE NCB Ø 3.5 SPECIAL CP	1
	6930250827/00	BL401012K	BLM-NOZZLE NCB Ø 4.0 SPECIAL CP	1



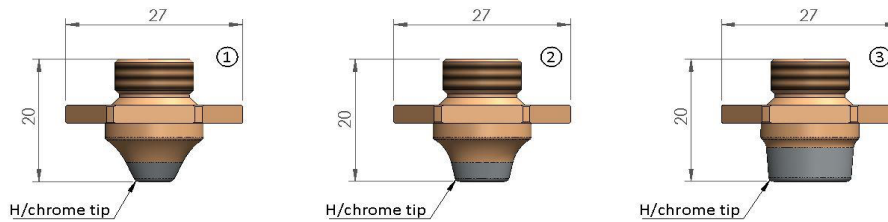
BLM®

POS	REFERENCE NUMBER	WALTH SKU	DESCRIPTION	PKG QTY
1	6930250819	BL401016K	BLM-DBL NOZZLE NCB Ø 7.0 SPECIAL CP	1
2	6930250841	BL401017K	BLM-DBL NOZZLE NCB Ø 5.0 SPECIAL CP	1
3		BL401018K	BLM-DBL NOZZLE QCB Ø 7.0 SPECIAL CP	1



BLM®

POS	REFERENCE NUMBER	WALTH SKU	DESCRIPTION	PKG QTY
1		BL406001	BLM-DOUBLE NOZZLE Ø 2.5 - SS	1
		BL406002	BLM-DOUBLE NOZZLE Ø 3.0 - SS	1
		BL406003	BLM-DOUBLE NOZZLE Ø 4.0 - SS	1
2		BL406004	BLM-DOUBLE NOZZLE Ø 6.0 - SS	1
3		BL406005	BLM-DOUBLE NOZZLE Ø 10.0 - SS	1



BLM®

POS	REFERENCE NUMBER	WALTH SKU	DESCRIPTION	PKG QTY
1		BL406001CK	BLM-DOUBLE NOZZLE Ø 2.5 CP - SS	1
		BL406002CK	BLM-DOUBLE NOZZLE Ø 3.0 CP - SS	1
		BL406003CK	BLM-DOUBLE NOZZLE Ø 4.0 CP - SS	1
2		BL406004CK	BLM-DOUBLE NOZZLE Ø 6.0 CP - SS	1
3		BL406005CK	BLM-DOUBLE NOZZLE Ø 10.0 CP - SS	1